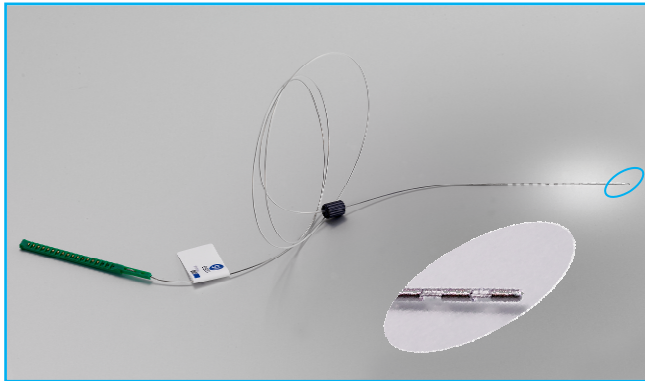
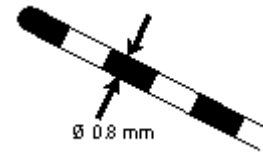


MICRODEEP[®] DEPTH ELECTRODES

FOR **SEEG** EXPLORATION, FUNCTIONAL MAPPING AND **THERMOCOAGULATION** OF EPILEPTIC FOCI

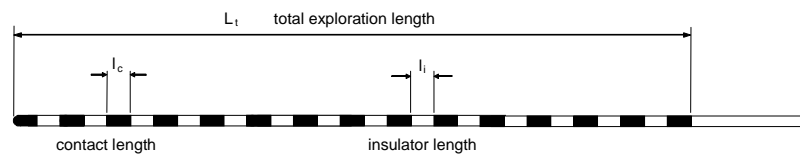


- ◆ Diameter 0.8 mm
- ◆ Implantation procedure and accessories validated for over 30 years (more than 30'000 implanted electrodes)
- ◆ Platinum/iridium
- ◆ Adapted to thermocoagulation for the treatment of epilepsy after an SEEG procedure
- ◆ MR Conditional
- ◆ Single-use sterilised item

Microdeep[®] is a multicontact semi rigid depth electrode, with a diameter of 0.8 mm and a hemispherical tip. The implanted part is perfectly smooth without any roughness between contacts.

References	Nr of contacts	Dimensions (mm)			
		L _t	I _c	I _i	I _{is}
D08-05AM	5	16	2	1.5	-
D08-08AM	8	26.5	2	1.5	-
D08-10AM	10	33.5	2	1.5	-
D08-12AM	12	40.5	2	1.5	-
D08-15AM	15	51	2	1.5	-
D08-15BM	15 (3x5)	62	2	1.5	7
D08-15CM	15 (3x5)	70	2	1.5	11
D08-18AM	18	61.5	2	1.5	-
D08-18CM	18 (3x6)	80.5	2	1.5	11

D08-^{}AM**



D08-^{}BM and D08^{**}CM**



Bold character references correspond to most current models available in stock.

- ◆ Specific stereotactic accessories provide an accurate Microdeep[®] electrode positioning
- ◆ A cap allowing depth marking, waterproofness, and fastening, is integrated on the electrode
- ◆ Connection with green extension cables **PCP-18^{**}** and adapters **ADP^{**}**, or connection cables **CBL^{**}**